








## 15th European InterBanks Tenpin Bowling Challenge

			Results				Results	Position	Results
	Team	N° Team	Round 1 50%	Pos.	Serie		Challenge	Challenge	Plate
1	Meinl Bank AG	900	2554,00	1	C	0	2554,00	1	
2	BPCE 1	1900	2500,50	2	C	0	2500,50	2	
3	B.CA Popolare Milano 1	100	2380,50	3	C	0	2380,50	3	
4	Credit Agricole 1	1100	2325,00	4	C	0	2325,00	4	
5	BPCE 2	2000	2272,50	5	C	0	2272,50	5	
6	BNP Paribas Paris 1	700	2226,00	6	C	0	2226,00	6	
7	AIB Leinster	1400	2188,50	7	C	0	2188,50	7	
8	Intesa San Paolo	2100	2188,50	8	C	0	2188,50	8	
9	BKC 1009 A	400	2182,00	9	C	0	2182,00	9	
10	ING 1	1500	2181,50	10	C	0	2181,50	10	
11	Credit Agricole 2	1200	2101,00	11	C	0	2101,00	11	
12	BNB	1800	2075,00	12	C	0	2075,00	12	
13	CE Côte d'Azur	2200	2026,00	13	P	0			2026,00
14	Danske Bank	300	2018,00	14	P	0			2018,00
15	BNP Paribas Paris 2	800	1961,50	15	P	0			1961,50
16	B.CA Popolare Milano 2	200	1960,50	16	P	0			1960,50
17	Credit Agricole Les Filles	1000	1958,00	17	P	0			1958,00
18	AIB Munster	1300	1954,00	18	P	0			1954,00
19	AS.Bourse	600	1933,00	19	P	0			1933,00
20	BKC 1009 B	500	1880,00	20	P	0			1880,00
21	ING 3	1700	1704,00	21	P	0			1704,00
22	ING 2	1600	1612,00	22	P	0			1612,00



Position

Plate



1

2

3

4

5

6

7

8

9

10